



|   |                      |  |
|---|----------------------|--|
| <b>LA4505</b>   | monolithic linear IC | CIRCUIT DRAWING<br>No.2083   |
| <b>2-CHANNEL AF POWER AMPLIFIER FOR RADIO CASSETTE(15V)</b> |                      | <br>3037A |

**Features**

- Small idling current (20mA/2 channels) enabling prolonged battery life.
- Small dependence of idling current on V<sub>CC</sub>.
- High power (8.5W typ. x 2).
- High ripple rejection (60dB at steady state).  
Since filters are arranged in 3 stages (including 1 stage inside IC) to attain satisfactory ripple rejection at transient state, ripple occurring at the time of motor start can be prevented from mixing in.
- Small pop noise at the time of power supply ON/OFF and good starting balance between both channels (0.6 sec.) due to built-in pop noise limiter.
- Pins provided for compensating high frequency

response.

- Small residual noise (0.4mV).
- Wide supply voltage range (6 to 24V) easing design of transformer power supply.
- Built-in thermal shutdown circuit.
- Designed so that inverse insertion or short between adjacent pins causes no destruction.
- Channel-to-channel mirror image pin assignment and provision of Pre GND, Power GND pins enabling stable operation and easing artwork of printed circuit board.
- Minimum number of external parts required (9 pcs. min., 12 pcs. typ.).
- Audio muting capability (for automatic music selection, electronic tuner).

|                                   |                      |  |
|-----------------------------------|----------------------|--|
| <b>LA4507</b>                     | monolithic linear IC | CIRCUIT DRAWING<br>No.2082   |
| <b>DUAL-CHANNEL AF POWER AMP.</b> |                      | <br>3023A |

**Applications**

- Dual-channel AF Power amp. for sound multiplex TV
- Dual-channel AF power amp. for radio cassette


**Features**

- Small idling current (20mA/dual channels)
- High power
 

|                    |           |
|--------------------|-----------|
| 4.5W x 2: 16V/8ohm | Circuit 1 |
| 8.0W x 2: 16V/4ohm |           |
| 8.5W x 2: 15V/3ohm |           |
- High ripple rejection (at 60dB steady state)
- With pop noise preventer built in, pop noise is

small at the time of power supply ON/OFF and starting balance between both channels is good.

- Built-in thermal protector
- Minimum number of external parts required
- Audio muting capability
- Easy to make heat radiation design because of SEP 14H ( $\theta_{jc} = 3^{\circ}\text{C/W}$ )

|   |                      |  |
|---|----------------------|--|
| <b>LA4508</b>   | monolithic linear IC | CIRCUIT DRAWING<br>No.2084   |
| <b>2-CHANNEL AF POWER AMP RADIO CASSETTE APPLICATIONS</b> |                      | <br>3023A |

**Features**

- Low idling current (20mA/2 channels)
- Output power 8.5W x 2 typ ( $R_L = 3\text{ohm}$ )
- High ripple rejection (60dB at steady state)
- Small pop noise at the time of power supply ON

- Thermal protector
- Easy to design heat radiation due to adoption of SEP14H ( $\theta_{j-c} = 3^{\circ}\text{C/W}$ )